

EventNr (EventNr)

File: SN013.CMD2016.v1

Overview

Type: Discrete Valid cases: 317474

Format: numeric Invalid: 0


























Decimals: 0

Range: 1-20

DEFINITION

A number increasing from 1 to EventCount for each event record in order of event occurrence.

CATEGORIES

Value	Category	Cases
1	85182	 26.8%
2	85182	 26.8%
3	57952	 18.3%
4	27945	 8.8%
5	18251	 5.7%
6	12040	 3.8%
7	8785	 2.8%
8	6358	 2.0%
9	4750	 1.5%
10	3416	 1.1%
11	2479	 0.8%
12	1799	 0.6%
13	1231	 0.4%
14	821	 0.3%
15	513	 0.2%
16	299	 0.1%
17	169	 0.1%
18	120	 0.0%
19	68	 0.0%
20	44	 0.0%
21	30	 0.0%
22	21	 0.0%
23	12	 0.0%
24	4	 0.0%
25	2	 0.0%

Warning: these figures indicate the number of cases found in the data file. They cannot be interpreted as summary statistics of the population of interest.